

HLL BIOTECH LIMITED, CHENNAI

INTEGRATED VACCINE COMPLEX, CHENGALPATTU

nne pharmanan

User Requirement Specifications

Equipment/System

Process Chromatography System and
Chromatography Columns

Identification #

B4-CMY 01

Document#

URS/CMY 01

Effective Date

27.03.2014

Revision#

02



User Requirement Specifications Process Chromatography System and Chromatography Columns

Block Code	Area	Identification #	Quantity	Capacity
B4	Rabies Bulk	B4-CMY 01	1	5 to 120 LPH

HLL BIOTECH LIMITED, CHENNAI

INTEGRATED VACCINE COMPLEX, CHENGALPATTU

HLL BIOTECH LIMITED CHENGALPATTU	User Requirement Specifications				HLL BIOTECH LIMITED CHENGALPATTU
	Equipment/System	Process Chromatography System and Chromatography Columns			
	Identification #	B4-CMY 01	Document#	URS/CMY 01	
	Effective Date	27.03.2014	Revision#	02	

Table of Contents

1.0	APPROVAL SIGNATURE	4
2.0	EQUIPMENT DESCRIPTION	5
3.0	PROCESS DESCRIPTION	8
3.1	INPUT & CHARGING METHOD	8
3.2	BRIEF PROCESS STEPS	8
3.3	OUTPUT & DISCHARGING METHOD	8
4.0	PRODUCTIVITY REQUIREMENT	8
4.1	DESIRED/ SUGGESTED CAPACITY	8
4.2	STANDARD BATCH SIZE	8
4.3	CHANGE OVER TIME	8
4.4	OTHER PRODUCTIVITY REQUIREMENT	9
5.0	CONTAINMENT	9
6.0	GMP REQUIREMENTS	9
6.1	PROCESS CONTROL	9
6.2	FAILURE MODE DETECTION	10
6.3	IN -PROCESS CONTROL	10
6.4	LEVEL OF INSTRUMENTATION	10
6.5	BATCH DATA DISPLAY AND RECORD PRINTING	11
6.6	GMP REQUIREMENTS (OTHERS)	11
6.7	SPECIFIC REQUIREMENTS	11
6.8	SPARES AND CONSUMABLES FOR SYSTEM AND COLUMNS	12
7.0	CONSTRAINTS	12
7.1	EQUIPMENT LOCATION AND AVAILABLE SPACE	12
7.2	AVAILABLE UTILITY	13
8.0	ABBREVIATION	13
9.0	REVISION INDEX	13

HLL BIOTECH LIMITED, CHENNAI

INTEGRATED VACCINE COMPLEX, CHENGALPATTU

nne pharmaplarr

User Requirement Specifications

Equipment/System	Process Chromatography System and Chromatography Columns		
Identification #	B4-CMY 01	Document#	URS/CMY 01
Effective Date	27.03.2014	Revision#	02




URS Annexure List:

URS Annex No.	Detail
1	Layout showing location of the installation of the Process Chromatography system and Chromatography columns for Rabies Bulk block




HLL BIOTECH LIMITED, CHENNAI






INTEGRATED VACCINE COMPLEX, CHENGALPATTU

nne pharmaplarr	User Requirement Specifications				 HBL HABIBULLOH LIMITED Capital of 1,200,000,000 30 Commercial Avenue, 10th Floor, 10
	Equipment/System	Process Chromatography System and Chromatography Columns			
	Identification #	B4-CMY 01	Document#	URS/CMY 01	
	Effective Date	27.03.2014	Revision#	02	

1.0 APPROVAL SIGNATURE


This document is prepared by the Process, Validation and GMP Compliance team of "NNE Pharmaplan India" for the project "Integrated Vaccines Complex, Chengalpattu, Chennai" (project number: 120310) of HLL BIOTECH LIMITED (Chennai) under the authority of their Project Manager. Hence, this document before being effective shall be reviewed by HBL user/s and project/ engineering team, approved by team lead of user department and QA and authorized by the appropriate Project Authority.

NNE Pharmaplan India Limited			
Name	Designation	Signature	Date
Prepared by			
Ms. Shilpa Rao	Senior Project Engineer-Biotech		25/03/2014
Checked by			
Mr. Sridhar Babu	Assistant Manager		25/03/2014
Approved by			
Mr. Vikas Katial	GM - Head COC Vaccines		26 March 2014

HLL Biotech Limited			
Name	Designation	Signature	Date
Reviewed by			
User B. Sathesh	Manager (w)		26/03/2014
T. VIGNESH KARAN	AM- PROJECTS		26/03/2014
Approved By			
Dr. Juliette Selvi	Project Head (V.V)		26/03/14
Dr. JURESH BABU	DM (QA & QC)		26.03.2014
Authorized by			
Rajesh K. Gupta	COO		27.03.14

HLL BIOTECH LIMITED, CHENNAI

INTEGRATED VACCINE COMPLEX, CHENGALPATTU

HLL Biotech Limited Chennai	User Requirement Specifications				
	Equipment/System	Process Chromatography System and Chromatography Columns			
	Identification #	B4-CMY 01	Document#	URS/CMY 01	
	Effective Date	27.03.2014	Revision#	02	

	outlet d) Sample inlet to column inlet	
24.	ASME-BPE Compliance	Required
25.	Accessories	The package should include and supply all required accessories such as (not limited to) connectors, tubings, seals, O-rings, flanges, bolts, nuts, clamps, Allen screws and keys, springs, gaskets and washers to connect the chromatography system to chromatography column and to operate as specified by the user.

Column: Chromatography columns specifications are as under:

SI No	Specifications	Requirements for 100mm Column	Requirements for 450mm Column
1	MOC of column tube	Glass	Glass
2	cGMP Compliance	Required	
3	Column inner diameter	100 mm	450 mm
4	Column tube Height	500 mm (Minimum)	500 mm (Minimum)
5	Number of adaptors	2 No. (adjustable top adaptor and fixed bottom adaptor)	
6	Column medium support mesh size	20±5µ	
7	MOC of Column medium support mesh	Poly propylene	
8	Column support stand with lockable wheels and in-built level indicator	Required	
9	Pressure rating (min)	7 bar	2.5 bar
10	Temperature rating	+2 °C to 30 °C	+2 °C to 30 °C
11	Graduated volume level marking on Column tube	Required	
12	100% compatibility to connect and operate with chromatography system	Required	
13	Compliance of all product contact polymeric materials with USP class VI tests for in-vivo toxicity and animal origin-free certification	Required	
14	Accessories	The package should include and supply all sufficient quantities of accessories/spares such as (not limited to) column medium mesh support, connectors, tubings, seals, O-rings, flanges, bolts, nuts, clamps, Allen screws and keys, springs, gaskets and washers to connect the chromatography column to chromatography system and to operate as specified by the user.	
15	Vendor to provide all necessary accessories along with the column to connect and operate with the supplied chromatography system		

HLL BIOTECH LIMITED, CHENNAI

INTEGRATED VACCINE COMPLEX, CHENGALPATTU


HBL HLL BIOTECH LIMITED B-1, 1st Floor, HLL Complex Chengalpattu, Chennai - 603 008	User Requirement Specifications			
	Equipment/System	Process Chromatography System and Chromatography Columns		
	Identification #	B4-CMY 01	Document#	URS/CMY 01
	Effective Date	27-03-2014	Revision#	02

Note: All points of the IRS except the below mentioned would be applicable for the equipment

- 4.1.11, 4.1.13, 4.1.17
- FDA Guidance for industry- Documentation for sterilization Process Validation
- ANSI/NSF 49-2008, ISO 14664
- 5.4 – Specifications – ($< 0.5\mu$ Ra for filling line and $< 0.8\mu$ Ra for lyophiliser) and external surface matte finish ($< 1.2\mu$ Ra).


Note:

I.	This Technical Specification is the basis for an inquiry to a vendor and therefore the basis for the vendor's proposal.
II.	The vendor is asked to state in "REMARKS" column with "yes" if the described requirement will be completely fulfilled and with "no" in case the requirement will not or cannot be fulfilled with the proposed equipment. In case of an deviation a comment must be inserted or enclosed as a separate annexure by referring to the respective URS specification number.
III.	The vendor must clearly comment each item of the Technical Specification. The comments must be in English language. If extra cost for necessary options becomes necessary the item must be clearly stated.
IV.	In case that the requirement includes a question or request or information from the vendor, the answer / information should be stated in the "REMARKS" column.
V.	The final version of this document including the vendor's comments will become basis of a potential purchase order or contract.
VI.	The Technical Specification serves to define a summary of all vendor's requirements concerning scope of delivery and services.
VII.	The vendor is responsible for technically unobjectionable function of the equipment. This TS is not intended to dictate a technical design to the vendor. If agreed upon with the vendor, the vendor can apply his practically proven design.
VIII.	Special Instruction a. If no comments against any specification shall be considered as "NO" and b. If there is no reply / comments against the complete URS by the vendor then it shall be treated as unresponsive / technically non-compliant and rejected.
IX.	All the instruments and controls mentioned in the URS(s) are expected to be standard supply and part of your standard equipment model. In case of any deviation or redundancy or additional scope of supply is noticed, vendor is required to obtain clarification from HBL before submitting the quotes.
X.	The makes requested are standard international makes. In case of any deviation, vendor to seek clarification from HBL before submitting the offers.
XI.	Refer document Installation Requirement Specification and Specific Instructions with URS; NPI_120310_IRS_S1_01
XII.	Refer Tender document with URS; NPI_120310_EQP_TD_04

HLL BIOTECH LIMITED, CHENNAI					
INTEGRATED VACCINE COMPLEX, CHENGALPATTU					
HLL BIOTECH LIMITED CHENGALPATTU	User Requirement Specifications				
	Equipment/System	Process Chromatography System and Chromatography Columns			
	Identification #	B4-CMY 01	Document#	URS/CMY 01	
	Effective Date	27-03-2014	Revision#	02	
Specifications					Remarks
3.0 PROCESS DESCRIPTION					
3.1 Input & Charging method					
3.1.1	The column packing material shall be introduced into the column from the medium container.				
3.1.2	All the column buffers shall be introduced into the packed column through the feeding lines				
3.1.3	The feed shall be introduced into the packed column through the feeding lines from the container				
3.2 Brief Process Steps					
The system is used for separation /purification, buffer exchange, volume reduction etc					
The process chromatography workstation should be designed to control the following steps involved in the chromatography process.					
3.2.1	CIP of the process chromatography system and column.				
3.2.2	Equilibration of the column according to the designed program.				
3.2.3	Sample loading into the column.				
3.2.4	Elution with the buffer solution and collection of the purified product.				
3.2.5	Product transfer to the collection container for further processing.				
3.2.6	Sanitization and Regeneration of the column.				
3.2.7	Recording of the process data.				
3.3 Output & Discharging method					
3.3.1	Transfer of the purified product to the respective holding container for next process				
4.0 PRODUCTIVITY REQUIREMENT					
4.1 Desired/ suggested capacity					
The equipment should be suitable to operate at the flow rate of 5 to 120 litres per hour.					
4.2 Standard batch size					
Not Applicable					
4.3 Change Over Time					
Not Applicable					
File Name	NPI_120310_EQP_URS_B4-CMY 01		Start date	28-02-2014	Page No. Page 8 of 17

HLL BIOTECH LIMITED, CHENNAI

INTEGRATED VACCINE COMPLEX, CHENGALPATTU

HLL Biotech Limited Chengalpattu	User Requirement Specifications				
	Equipment/System	Process Chromatography System and Chromatography Columns			
	Identification #	B4-CMY 01	Document#	URS/CMY 01	
	Effective Date	27.03.2014	Revision#	02	

4.4 Other Productivity Requirement

Not Applicable

5.0 CONTAINMENT

The chromatography system and column should be validated as leak proof system to contain its integrity till the end of the process


6.0 GMP REQUIREMENTS

6.1 Process control

- 6.1.1 It must be possible to select the flow direction of the column in a recipe.
- 6.1.2 It must be possible to select that the column is bypassed in a recipe.
- 6.1.3 It shall be possible to download data/parameters listed below from the PLC to the Chromatography system before start and during the operation:
- All Phase activities/ parameters from beginning to end
 - Program recipes
 - Alarm acknowledgements
 - Ready signals
- 6.1.4 It shall be possible to upload/download data/parameters listed below between the Chromatography system and the PLC before start and during the operation:
- Process values (Flows, Temperature, Pressures, Conductivities, pH)
 - Alarms / alarm conditions
 - Status values
 - Loggings
 - Calculation of HETP
 - Calibration of pH & conductivity sensor
 - Calibration of UV sensor
 - Handshakes for:
 - Alarm acknowledgements
 - Parameter downloads/ uploads
 - Process activities(start/ stop, loggings)
- 6.1.5 It must be possible to stop an ongoing sequence at any time during the cycle and the system must return to the initial stage.
- 6.1.6 It must be possible to pause the system and continue from the same point in the sequence when pause is removed.
- 6.1.7 The system must have an emergency stop. At restart after an emergency stop the system must start at the same point in the sequence.
- 6.1.8 Based on risk assessment, the system must use secure, computer generated, time-stamped audit trails to independently record
- Identity of operator entering or confirming critical data.
 - date and time of operator entries
- 6.1.9 The system must be able to record attempts to unauthorized access.

HLL BIOTECH LIMITED, CHENNAI

INTEGRATED VACCINE COMPLEX, CHENGALPATTU

HLL Biotech Limited Chennai	User Requirement Specifications				
	Equipment/System	Process Chromatography System and Chromatography Columns			
	Identification #	B4-CMY 01	Document#	URS/CMY 01	
	Effective Date	27.03.2014	Revision#	02	

6.1.10 Changes in the control recipe must be recorded with date, time and user ID.

6.2 Failure mode detection

Equipment shall be capable to detect the following failure, notify the operator with alarm (0-10% of the specified range of process parameters) and shutdown the process (if it exceeds 10% of the set value):

- Operating Temperature
- Operating Pressure
- Conductivity
- pH
- Flow rate
- Air bubble
- Diaphragm failure
- High pressure in Column inlet and outlet
- UV

6.3 In -Process control


Should have a provision for sampling of product solution in safe condition, by means of a three way valve with a needle valve that can be placed for this purpose at any point from where the sample needs to be drawn.

6.4 Level of instrumentation

Sufficient and suitable instrumentation for the process, safety and productivity control as indicated in the following table:


Type of control	Purpose	Instrumentation
Temperature	To monitor and indicate the product temperature	Temperature sensor with indicator and controller
Pressure	To monitor, indicate and control the column working pressure of process chromatography workstation	Pressure sensor with indicator
pH (pre and post column)	Monitoring of pH	pH indicator and transmitter
Conductivity (Pre-column and post column)	To indicate and monitor throughout the process	Conductivity indicator and transmitter

HLL BIOTECH LIMITED, CHENNAI					
INTEGRATED VACCINE COMPLEX, CHENGALPATTU					
HBL	User Requirement Specifications				HLL BIOTECH LIMITED CHENGALPATTU
	Equipment/System	Process Chromatography System and Chromatography Columns			
	Identification #	B4-CMY 01	Document#	URS/CMY 01	
	Effective Date	27.03.2014	Revision#	02	
UV	To indicate and monitor the elution	UV detector			
Flow rate	To control the liquid flow into the system and column	Pumps with VFD (variable frequency drive)			
Time	Timer control of process and monitoring CIP process	Timer (HMI)			
6.5 Batch data display and record printing					
Basic / standard data acquisition to be done by SCADA or equivalent system. This shall be mainly to collect and store the data in industrial PC. Data output should be in non-editable format with print out option.					
6.6 GMP requirements (Others)					
6.6.1 Vendor to give code numbers for each component					
6.6.2 All ports/valves/filters and tubing connections shall be sanitary type, in compliance to ASME BPE.					
6.6.3 All the tubings for CIP, WFI and waste shall be sanitary type, in compliance to ASME BPE.					
6.7 Specific requirements					
6.7.1 The equipment should operate with minimum operator involvement. The equipment control panel must be provided with a Human machine interface based on English language with appropriate number (a minimum of 10 different recipes) of recipe of process parameters.					
6.7.2 It should also have a PC to operate the system and store the batch documentation generated during the entire process.					
6.7.3 The equipment should control all critical parameter automatically by using PLC or vendor defined processor located in the control panel of the workstation. Critical process parameters are listed in the preceding sections.					
6.7.4 Human – machine interface must be used to enter the process details, which should appear in the print out. Print out must provide results of all critical process parameter and failure alarms.					
6.7.5 Access to all I/O values and system status bits shall be provided through a data communication link.					
6.7.6 An operator-interface panel shall be provided and mounted on the equipment. This panel shall provide the necessary switches, indicators, devices to operate the equipment.					
6.7.7 Fully automatic PLC/ PC based operation The chromatography system software supplied should be fully compatible with Windows 7 operating system.					
6.7.8 The equipment should have provision for running the column in both the ways. (Upward & downward).					
6.7.9 Should have provision for column selection (connecting two and selecting one column for operation).					
6.7.10 It shall not be possible to change parameters or process values without logging in locally on the Chromatography System					
File Name	NPI_120310_EQP_URS_B4-CMY 01		Start date	28-02-2014	Page No. Page 11 of 17

HLL BIOTECH LIMITED, CHENNAI					
INTEGRATED VACCINE COMPLEX, CHENGALPATTU					
HLL BIOTECH LIMITED CHENGALPATTU	User Requirement Specifications				
	Equipment/System	Process Chromatography System and Chromatography Columns			
	Identification #	B4-CMY 01	Document#	URS/CMY 01	
	Effective Date	27.03.2014	Revision#	02	
6.7.11	The system should have a drain point with non return arrangement.				
6.7.12	Sanitary connectors are recommended for nozzles and valves.				
6.7.13	The layout must be taken into account while determining the layouts of the system.				
6.7.14	A proposal of a possible installation layout should be added to the documentation.				
6.7.15	The manufacturer has to give the clear details on the total weight and the dimensions of the equipment.				
6.7.16	The heat given off by the unit must be stated (inside the room).				
6.7.17	The construction of the complete system should be described in the documentation in detail.				
6.7.18	System to be skid mounted with sufficient clearance above the floor and behind the skid (when placed against the wall) to allow cleaning.				
6.7.19	All parts (valves, transmitters etc) should be easy to access and facilitate routine maintenance.				
6.7.20	In-line calibration of pH and conductivity sensors shall be possible.				
6.7.21	The equipment should be 21 CFR Part 11 compliant.				
6.7.22	The equipment should have provision to connect to the alternate power supply (UPS).				
6.7.23	The system and column components should be chemically compatible for the components (exposed to product) 2M sodium chloride, 2M sodium hydroxide and ethanol.				
6.7.24	Bubble trap should be by-passable with low level and high level sensors.				
6.7.25	The system should be CIPable.				
6.7.26	UV lamp should be manageable (i.e on/off) as required by the user during process				
6.7.27	The chromatography system should be operationally compatible with 100mm, 450 mm and higher columns sizes.				
6.7.28	Calibration of UV detector should be done automatically and the same should be completed within 15 minutes before sample loading. Alarm and interlock shall be provided if calibration is not done.				
6.7.29	The chromatography system should be compatible with automatic column packing option				
6.8 Spares and consumables for system and columns					
6.8.1	Essential Spares for continuous 1 year of operation after warranty period should be provided.				
6.8.2	Essential consumables/kits for continuous 2 years of operation should be provided.				
7.0 CONSTRAINTS					
7.1 Equipment location and available space					
This equipment will be installed in the Purification Room of Rabies Bulk, IVC Chengalpattu					
Equipment Location:					
File Name	NPI_120310_EQP_URS_B4-CMY 01	Start date	28-02-2014	Page No.	Page 12 of 17

HLL BIOTECH LIMITED, CHENNAI

INTEGRATED VACCINE COMPLEX, CHENGALPATTU

nne pharmanplan	User Requirement Specifications				 H.B. BIOTECH LIMITED 14, Ring Road, Sector 14 Gurgaon, Haryana
	Equipment/System	Process Chromatography System and Chromatography Columns			
	Identification #	B4-CMY 01	Document#	URS/CMY 01	
	Effective Date	27-03-2014	Revision#	02	

Room number: B4G057
Floor: Ground Floor
Plant: Rabies Bulk Block
Room Area: 68 m²
False ceiling height: 3.0 m
Room temperature: 22±2 °C
Relative Humidity: Not more than 55 %

7.2 Available Utility

- a) Electricity: Single (220 V) & 3 phase (420 - 440 V) (Report Requirement)
- b) Compressed air 6-8 bar (Report Requirement)

8.0 ABBREVIATION


Abbreviation	Definition
CIP	Clean in place
BPE	Bioprocessing equipment
ASME	American Society of Mechanical Engineers
CFR	Code of federal regulations
DQ	Design Qualification
HETP	Height equivalent theoretical plate
HMI	Human Machine Interphase
LPH	Liter per hour
MOC	Material Of Construction
NA	Not applicable
PLC	Programmable Logic Controller
QA	Quality Assurance
SCADA	supervisory control and data acquisition
SS	Stainless steel
UPS	Uninterrupted Power Supply
UV	Ultraviolet
CMY	Chromatography

9.0 REVISION INDEX

Revision	Date	Reason for revision
00	28-02-2014	First Draft for Client's Review

HLL BIOTECH LIMITED, CHENNAI

INTEGRATED VACCINE COMPLEX, CHENGALPATTU

HLL BIOTECH LIMITED CHENGALPATTU	User Requirement Specifications				
	Equipment/System	Process Chromatography System and Chromatography Columns			
	Identification #	B4-CMY 01	Document#	URS/CMY 01	
	Effective Date	27.03.2014	Revision#	02	

01	05-03-2014	Updated as per comments received by HBL through E-mail on 05.03.2014		
		Section	Revision	
		Approval Signature	Revised and changed	
		2.0	The chromatography system shall consist of following parts in order to operate as required by the user	
		System Specifications: Point 2	Type of System - Isocratic	
		System Specifications: Point 7	Included: Internal Diameter	
		System Specifications:, Point 8	Changed 8 to 4	
		System Specifications:, Point 9	Included Minimum	
		System Specifications:, Point 12	Added Post Column	
		System Specifications:, Point 13	And measurement is required- Deleted	
		System Specifications:, Point 17	Added in pump	
		System Specifications:, Point 18	Added Simultaneous detection of minimum two wavelengths from single lamp source	
		System Specifications:, Point 18	Deleted xenon lamp with optic fiber system.	
		System Specifications:, Point 23	Revised PLC or equivalent control system	
			Total minimum holdup volume will be a technically eligible criteria – Deleted	
		System Specifications:, Point 24	Rephrased as: Should be minimum	
		Column Specifications, Point 4	Included: Minimum	
		Column Specifications, Point 11	Calibrated changed to Graduated	
		Column Specifications, Point 15	Rephrased as: Vendor to provide necessary accessories	
		3.1.1	Deleted: through the designated lines	
		3.1.2	Deleted via the respective Transfer panel connected to buffer tanks	
		3.1.3	Rephrased: The feed shall be introduced into the packed column through the feeding lines from the container	
		3.2	Deleted Gradient	
			Removed Ion Exchange	

HLL BIOTECH LIMITED, CHENNAI

INTEGRATED VACCINE COMPLEX, CHENGALPATTU

nne pharmaplan

User Requirement Specifications

Equipment/System

Process Chromatography System and Chromatography Columns

Identification #

B4-CMY 01

Document#

URS/CMY 01

Effective Date

27-03-2014

Revision#


02



			Chromatography
		3.2.2	Deleted: By using different buffers
		3.2.4	Deleted: Washing of the column.
		3.2.5	With: Included
		3.3.1	Deleted: Chromatography
			Deleted: Further processing
		4.1	Deleted: Under gradient mode
		5.0	Removed: and Column Included: To contain its integrity till the end of the process
		6.1.1	Changed: Of
		6.1.3	Changed RP/EP as Reverse Phase and Elution Phase
		6.2 (h)	Rephrased as: High pressure in the column inlet and outlet
		6.4	Deleted: as well the entire and included: of
			Deleted: To control the formation of gradient as needed. included: to indicate and monitor throughout the process
			Deleted: To detect sample elution. Included: to indicate and monitor the elution
			Deleted: To control the liquid flow entering the column. Included: into the system and column
		6.5	Included: Equivalent system
		6.7.6	Deleted: near the equipment
		6.7.7	Deleted: The CIP control system can be integrated with the control system of column which shall be an independent system to avoid overlapping of two different operations
		6.7.11	Included: Without logging in
		6.7.13	Replaced: Tri-clover or novo connectors with Sanitary
		6.7.16	Replaced Capacity with Dimensions
		6.7.28	The chromatography system should be operationally compatible with 100mm, 450 mm and higher columns sizes.

HLL BIOTECH LIMITED, CHENNAI

INTEGRATED VACCINE COMPLEX, CHENGALPATTU

HLL BIOTECH LIMITED CHENGALPATTU	User Requirement Specifications						
	Equipment/System	Process Chromatography System and Chromatography Columns					
	Identification #	B4-CMY 01	Document#	URS/CMY 01			
	Effective Date	27-03-2014	Revision#	02			
02	12-03-2014	6.8	Added 6.8: Spares and consumables				
		6.8.1	Essential Spares for continuous 1 year of operation after warranty period should be provided.				
		6.8.2	Essential consumables/kits for continuous 2 years of operation should be provided.				
		System Specifications: Point 1 (Earlier)	Deleted: Type of system- Isocratic				
		System Specifications: Point 7	Added: Minimum				
		System Specifications: Point 11	Included Pre and Post Column				
		System Specifications: Point 12	Rephrased Conductivity range from 0 to 200 ms/cm to 0 to 900 ms/cm				
		System Specifications: Point 17	Rephrased eco-friendly to mercury free				
		System specifications: Point 21	Deleted: Protein				
		Column Specifications, Point 14	Included: Column medium support mesh				
		Column Specifications, Point 14	Included: Quantity sufficient accessories and spares				
		11	Changed IRS Reference number				
		6.4	Rephrased: To monitor, indicate and control the column working pressure of process chromatography workstation				
			pH (pre and post column)				
		6.7.2	Rephrased: It should also have a PC to operate the system and store the batch documentation generated during the entire process.				
		6.7.28	Rephrased: Calibration of UV detector should be done automatically and the same should be completed within 15 minutes before sample loading. Alarm and interlock shall be provided if calibration is not done.				
		6.7.29	Included: The chromatography system should be compatible with automatic column packing option				
		6.8	Rephrased: Spares and consumables for system and columns				
		8.0	Deleted DAC				
File Name		NPI_120310_EQP_URS_B4-CMY 01		Start date	28-02-2014	Page No.	Page 16 of 17

HLL BIOTECH LIMITED, CHENNAI

INTEGRATED VACCINE COMPLEX, CHENGALPATTU

nne pharmaplan

User Requirement Specifications

Equipment/System	Process Chromatography System and Chromatography Columns		
Identification #	B4-CMY 01	Document#	URS/CMY 01
Effective Date	27.03.2014	Revision#	02



URS Annexure 1: LAYOUT POSITION

Room No: B4G057:

Purification

